

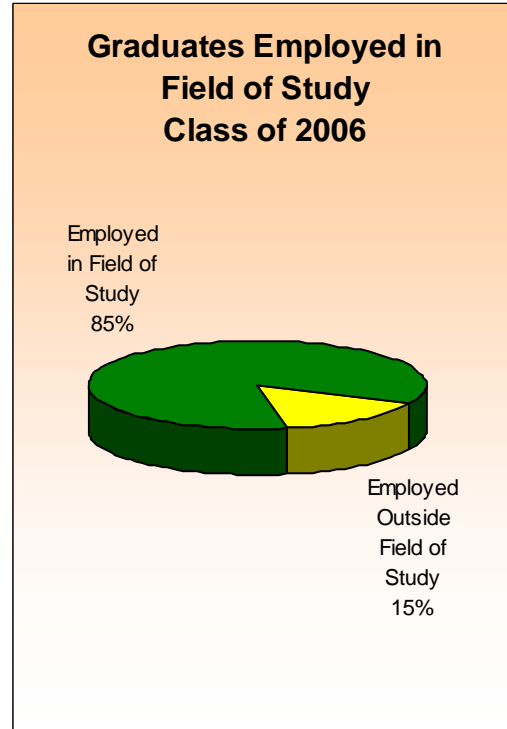
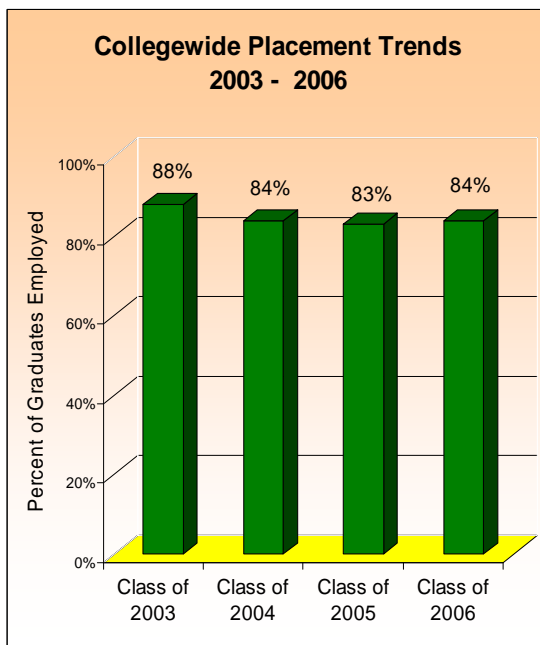


The Collegewide Placement Report compiles the results of the Graduate Follow-up Survey administered by each campus to associate degree and diploma graduates. The College surveyed 1,039 associate degree recipients and 391 diploma recipients in the Class of 2006. Ninety-one percent of graduates were Delawareans. Award recipients received the two-page, paper survey in April and May of 2006. The College mailed the survey to non-respondents in fall 2006 and subsequently made direct contact to non-respondents by telephone. Through diligent effort and follow-up by the College, 94 percent of associate degree recipients and 93 percent of diploma recipients responded to the survey.

Employment

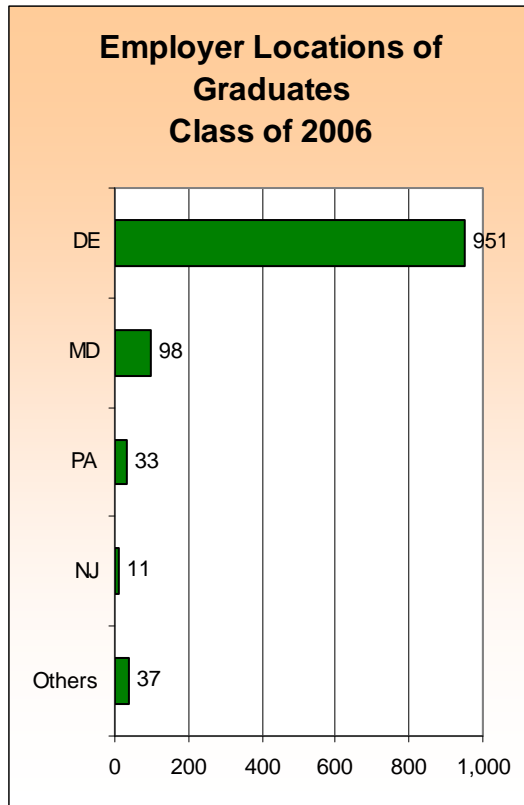
Eighty-four percent of graduates reported that they were employed by fall 2006. This is consistent with the high placement rates that Delaware Tech graduates report annually in the Graduate Follow-up Survey. Below are placement trends for associate degree graduates and diploma graduates over the past four years.

Of the 1,130 graduates who reported that they were employed, 85 percent had jobs related to their field of study at the College.



Where Graduates Work

Most of the Class of 2006 work in Delaware. Eighty-four percent of the graduates reported they had jobs in Delaware while 13 percent worked in the surrounding states of Maryland, New Jersey, and Pennsylvania.

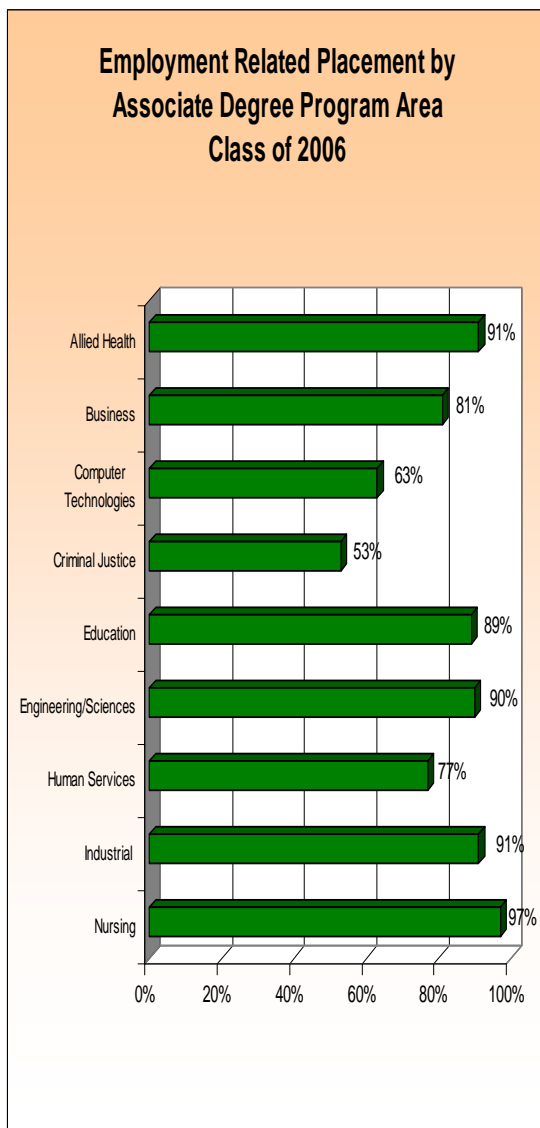


Graduates reported working for 515 different employers. The top three individual employers were Christiana Care, Bayhealth Medical Center, and the State of Delaware. Thirty-nine percent were employed in the healthcare field. Survey results show that 34 percent of the employers had more than one Delaware Tech graduate under their employment. The average age of graduates was 34 years.

Employer / Industry	Number Graduates
Healthcare Providers (86)	159
Christiana Care	107
Bayhealth Medical Center	73
State of Delaware Agencies (20)	60
Retail/Department Stores (29)	53
Hotels/Restaurants (30)	52
Child Care Providers (26)	41
Automotive (28)	37
Financial Services/Institutions (19)	36
Local/Federal Government (23)	35
Delaware Tech	34
School Districts (11)	25
Dentists (18)	20
Engineering Services (14)	19
Nanticoke Memorial Hospital	17
Nursing Home Facility (6)	16
Behavioral Health Facility (8)	15
Production/Manufacturing (9)	12
A.I. DuPont Hospital for Children	11
Beebe Medical Center	11
Lawyers (9)	11
St. Francis Hospital	10
Insurance Agencies (5)	10
University of Delaware	8
Self-Employed	8
Gaming Entertainment (3)	7

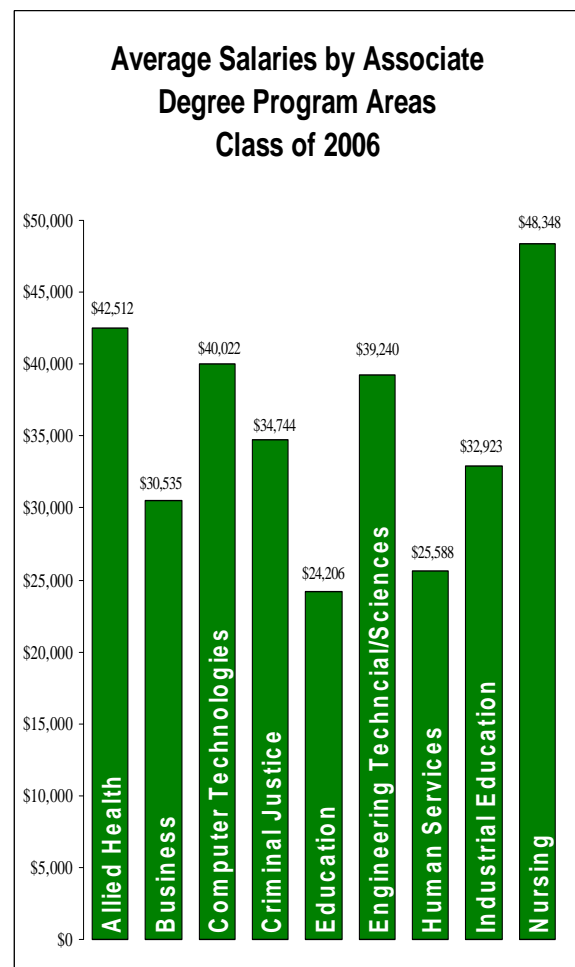
Placement Results by Program

The top areas for job related placement for 2006 graduates were Nursing, Industrial Technologies, Agri-Business/Agriculture, Allied Health, and Engineering/Sciences. Placement rates for graduates employed in their field of study are shown below for associate degree program areas with five or more graduates.



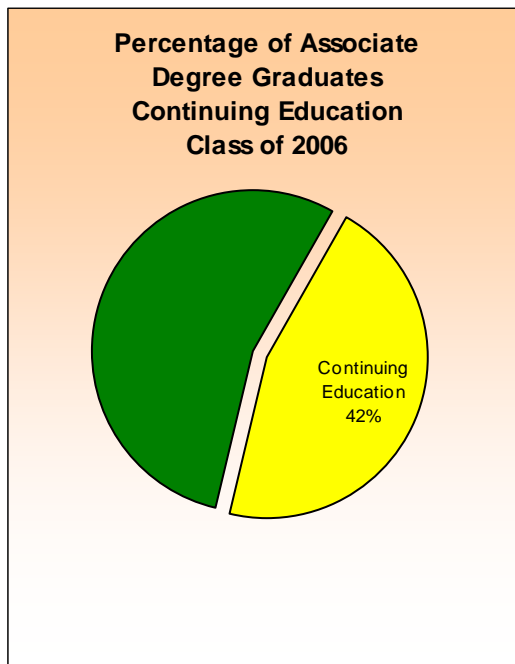
Average Salaries by Technology

The median salary for 2006 associate degree graduates employed in their field of study was \$38,000. Nursing graduates reported the highest average salary followed by graduates in Allied Health, Computer Technologies, Engineering/Sciences, and Criminal Justice. It is noteworthy to mention that not all respondents reported their salary, and some were previously experienced in their field. Program areas contain five or more salary respondents.



Graduates Continuing Their Education

Forty-two percent of associate degree graduates reported continuing their education, an increase of one percent over the previous year. Associate degree graduates reported furthering their education at 39 different senior institutions. Sixty-nine percent of diploma graduates indicated they were continuing their education.



College Choices of Graduates Furthering Their Education

Eighty-five percent of associate degree graduates furthering their education selected Delaware institutions. The top three institutions reported by associate degree graduates were Wilmington College (59 %), University of Delaware

(13 %), and Delaware Technical & Community College (9 %).

Similarly, diploma graduates who reported furthering their education named Delaware institutions. Fifty-eight percent of diploma graduates who continued their education reported Delaware Technical & Community College, followed by 33 percent who reported Wilmington College.

