



Delaware Technical and Community College
E-learning Presents:

SafeAssign: Plagiarism Detection System


Martha Sims Wilson, Presenter


What is SafeAssign?

- **SafeAssign compares submitted assignments against a set of academic papers to identify areas of overlap between the submitted assignment and existing works.**
- **SafeAssign can be used to prevent plagiarism and to create opportunities to help students identify how to properly attribute sources rather than paraphrase.**
- **SafeAssign is effective as both a deterrent and an educational tool.**
- **SafeAssign is available as part of the Blackboard Learning System—Enterprise platform, at no additional cost.**

How does SafeAssign work?

- **Works are checked against four (4) different databases:**
 - Internet
 - ProQuest ABI/Inform database
 - Institutional document archives
 - Global Reference Database

- 
- **Internet** - comprehensive index of documents available for public access on the Internet.
 - **ProQuest ABI/Inform database** with over 1,100 publication titles and about 2.6 million articles from 1990s to present time, updated weekly (exclusive access).

- 
- **Institutional document archives** containing all papers submitted to SafeAssign by users in their respective institutions.
 - **Global Reference Database** containing papers that were volunteered by students from Blackboard client institutions to help prevent cross-institutional plagiarism.

Once a Paper is Processed...

A report is generated that details the percentage of the submitted paper that matches existing sources.

Overall score is an indicator of what percentage of the submitted paper matches existing sources. This score is a warning indicator only and papers should be reviewed to see if the matches are properly attributed.

SafeAssign Scoring

- **Scores below 15 percent:** These papers typically include some quotes and few common phrases or blocks of text that match other documents. These papers typically do not require further analysis, as there is no evidence of the possibility of plagiarism in these papers.

SafeAssign Scoring

- **Scores between 15 percent and 40 percent:** These papers include extensive quoted or paraphrased material or they may include plagiarism. These papers should be reviewed to determine if the matching content is properly attributed.


SafeAssign Scoring

- **Scores over 40 percent:** There is a very high probability that text in this paper was copied from other sources. These papers include quoted or paraphrased text in excess and should be reviewed for plagiarism.

Creating a SafeAssignment

- **From a content area within a course, select the SafeAssignment content type from the Select drop-down list and click Go.**
- **The Add SafeAssignment page will appear.**
- **Complete the page using the table on the next screen as a guide and click Submit.**

FIELD	DESCRIPTION
Title	Enter a title for the SafeAssignment.
Points Possible	Enter the points possible for the SafeAssignment. This value will be shared with the Gradebook Item created for the Safe Assignment.
Text	Enter instructions for completing the SafeAssignment.
Available	Select whether or not the SafeAssignment should be visible to Students.
Availability Dates	Use these controls to set the date range when Students can interact with the SafeAssignment. It is possible to set only a Start date or only an End date.
Drafts	Allows Students to validate their paper without submitting it to the institutional database. Useful as an instructive tool to help Students learn how to attribute papers properly.



FIELD	DESCRIPTION
Students Viewable	Determines whether or not Students can see the report generated when their papers are submitted.
Urgent Checking	Sets papers to a high priority in the queue.
Optional Announcement	
Create	Select Yes to create an Announcement about the SafeAssignment.
Subject	Enter a subject for the Announcement.
Message	Enter a message for the Announcement.

Viewing Submissions

- **Open the Safe Assign area under Course Tools.**
- **Locate the specific SafeAssignment in the list and click View.**
- **A list of Student submissions will appear.**
- **The following columns appear for each SafeAssignment:**
 - **Text: Select this option to view the Student's paper and any comments from the Student.**
 - **File: Select this option to download the Student Submission.**
 - **Matching: The percentage listed is the percentage of the paper that matches other sources. Please read the full report to determine if the matching is properly attributed.**
 - **SA Report: Select this option to view the full Safe Assignment report.**
 - **Clear Attempt: Select this option to remove the submission from the database, for example, if the Student uploaded the wrong file.**


Grading Submissions

- **SafeAssignments are integrated into the Gradebook and may be accessed and graded directly from the Gradebook like other Assignments.**
- **SafeAssignments are not automatically graded; like existing manually graded Assignments they will display with a ‘!’ indicating action required by the instructor.**


SafeAssign Originality Reports

Reports are divided into three (3) sections:

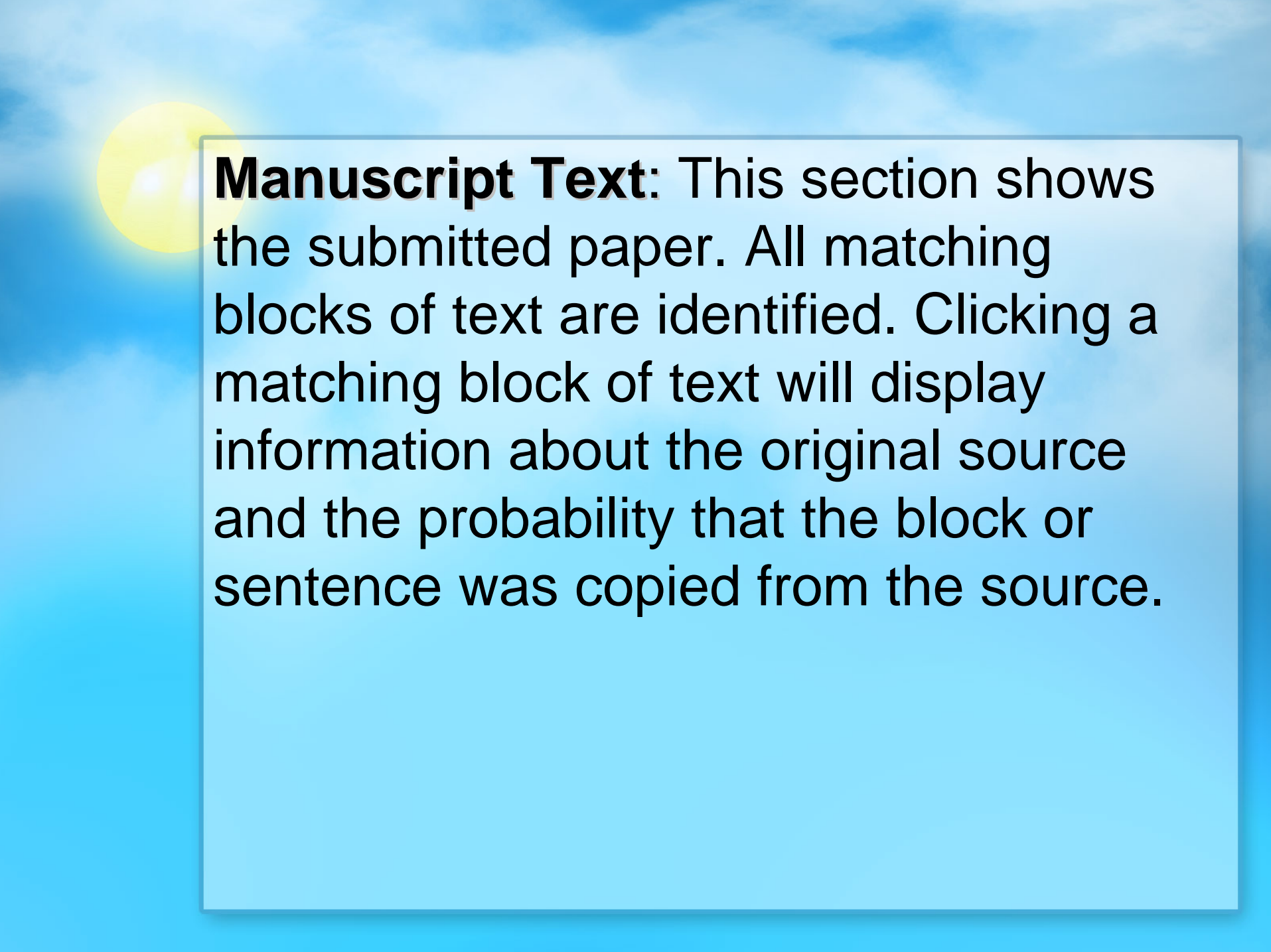
- **Suspected Sources**
- **Manuscript Text**
- **Report Information**



Report Information: This section lists data about the paper, such as the author, percent Matching, and when it was submitted. This section also includes options for downloading the report, emailing the report, or viewing a printable version. Note that the printable version may be the most effective view of the report for those users that rely on assistive technologies to access the Blackboard Learning System.



Suspected Sources: This section lists the sources that have text that matches the text of the submitted paper. Users may select sources, exclude them from the review, and process the paper again. This is useful if a source is a previous work from the same student for the same assignment, or if there is some reason that lengthy sections of a particular source appear in the paper. Processing the paper again will generate a new value for the percent matching without using the excluded sources.



Manuscript Text: This section shows the submitted paper. All matching blocks of text are identified. Clicking a matching block of text will display information about the original source and the probability that the block or sentence was copied from the source.

Direct Submit

- There is an option to just directly submit papers without setting a SafeAssignment.
- ***This is not recommended!***
 - Not integrated with the gradebook.
 - If submitted multiple papers, must be in a .ZIP file (note: .ZIP files cannot contain more than 100 papers, and submitting more than 300 papers in a session is not recommended).
 - Papers with over 5000 phrases or that are more than 10MB in size cannot be submitted.

Supported File Types

- Microsoft Word document: .doc
- Rich Text Format: .rtf
- HTML: .htm or .html
- Text: .txt
- Zip compressed: .ZIP used to upload multiple files.

Copying or Moving SafeAssignments to Another Course

- **After performing a course copy or moving an individual SafeAssignment to another course an additional step is needed to activate the SafeAssignment in the new course.**
 - **From the SafeAssign area under Course Tools on the Control Panel, click *Synchronize this course* to establish the link between the SafeAssignment and the Central SafeAssign server.**

Thank You For Your Attention

Q & A