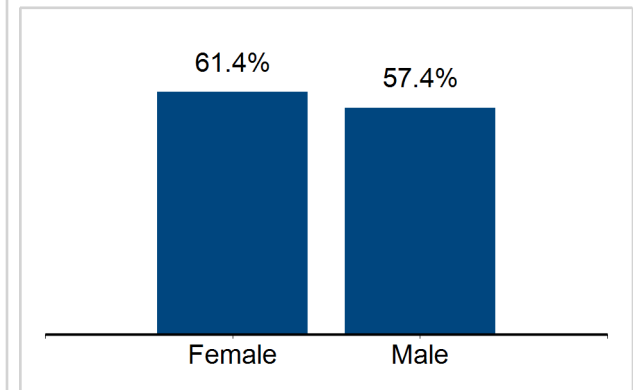
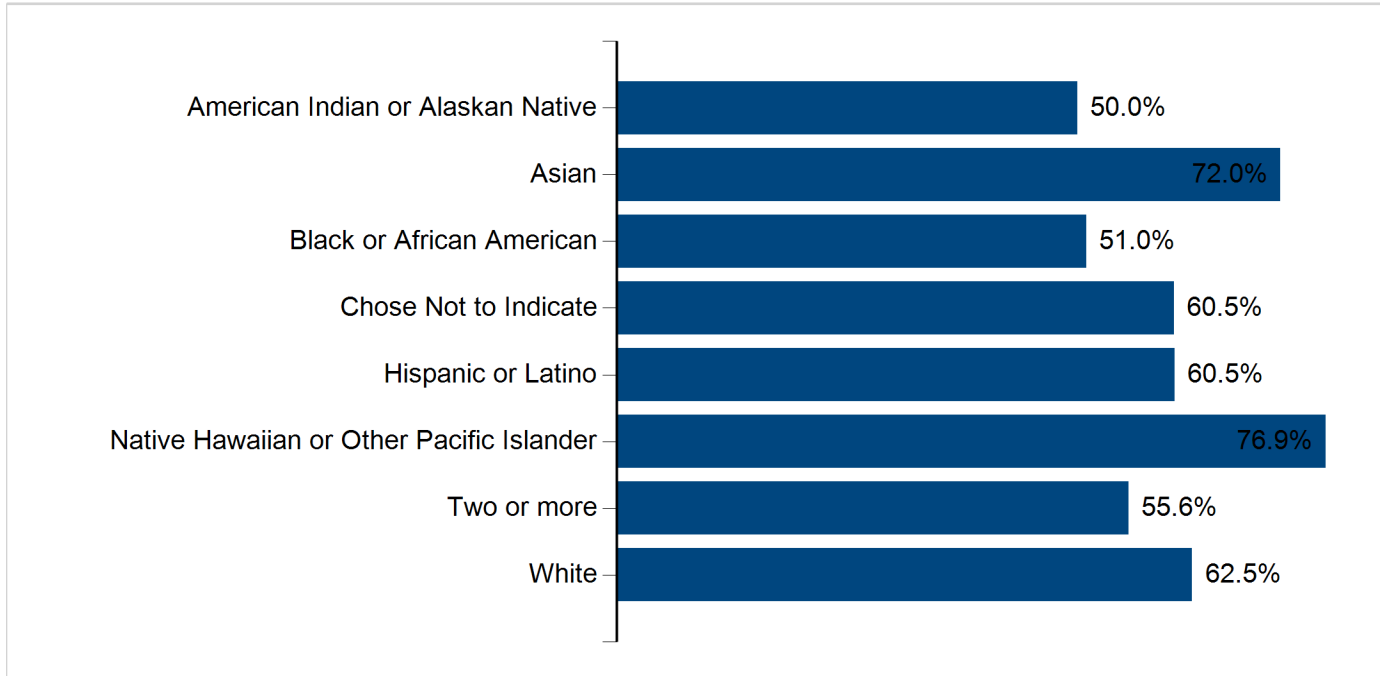
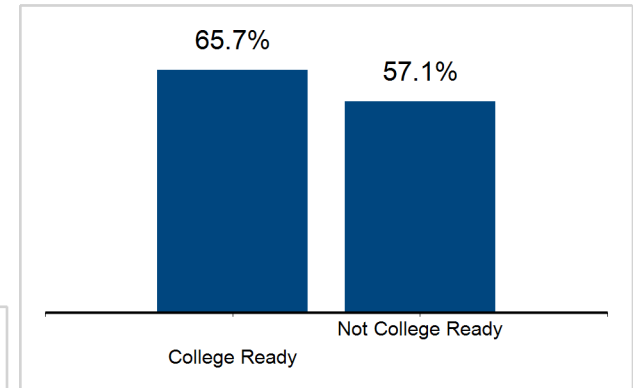


	Fall 2012	Fall 2013	Fall 2014	Fall 2015	Fall 2016
Dover	53.7%	56.3%	56.4%	62.9%	59.2%
Georgetown	59.0%	59.8%	60.6%	62.9%	60.2%
Stanton	61.3%	57.1%	61.7%	65.2%	62.4%
Wilmington	56.8%	55.4%	64.7%	62.3%	55.6%
Grand Total	57.8%	57.5%	60.6%	63.2%	59.5%



**\*Retention Rate** – A measure of the rate at which students persist in their educational program at Delaware Technical Community College, expressed as a percentage. This is the percentage of first-time degree/certificate-seeking students from the previous Fall who either re-enrolled or successfully completed their program by the next Fall.

**College Ready** - Students are considered fully qualified if they test at the college level in math, reading and English. These students require no developmental courses to begin their degree program.

**Not College Ready** - Students are considered not fully qualified if they test into developmental math, reading and English. Students' placement is determined by their performance on the Accuplacer or other aptitude test.