

QUICK REFERENCE SHEET
ALLIED HEALTH/SCIENCE DEPARTMENT – GEORGE CAMPUS
300 N. ORANGE STREET
WILMINGTON, DELAWARE 19801







THE ASTERISKED (*) COURSES ARE THE **MINIMUM COURSES** REQUIRED, AND THE GPA LISTED IS THE **MINIMUM CUMULATIVE GPA REQUIRED**, FOR COMPETITIVE ADMISSIONS **APPLICATION**. THE REMAINING COURSES ARE THE SUPPORT COURSES THAT WILL IMPROVE YOUR RANKING. PLEASE USE THIS ALONG WITH YOUR PROGRAM-SPECIFIC COURSE SEQUENCE SHEET AND RANKING WORKSHEET FOR FULL PREREQUISITE, COURSE TIME LIMIT, AND POINT STRUCTURE DETAILS, AND TO PLAN YOUR EDUCATIONAL GOALS. MEETING THE REQUIREMENTS BELOW DOES **NOT** GUARANTEE PROGRAM ACCEPTANCE.
 "SEATS" REFERS TO THE NUMBER OF PROGRAM SEATS AVAILABLE EACH APPLICATION YEAR.

<p><u>CVS/DMS</u> <u>Cardiovascular Sonography/ Diagnostic Medical Sonography</u></p> <p>GPA = 3.0 SEATS = 12 BIO 120* CHM 110 or CHM 150 and 151* MAT 153 or 180 or 181* PHY 111 or 112 or 171 or 205* ENG 101*</p> <p>BIO 100 BIO 121 BIO 130 ENG 102 PSY 121 SOC 213</p>	<p><u>DHY</u> <u>Dental Hygiene</u></p> <p>GPA = 3.2 SEATS = 15 W, 8 T/O BIO 120* CHM 110 or 150* MAT 135 or 255*</p> <p>BIO 100 BIO 115 BIO 121 BIO 125 ENG 101 ENG 102 PSY 121 SOC 111</p>	<p><u>EXS</u> <u>Exercise Science</u></p> <p>GPA = 2.5 SEATS = 14 BIO 120* CHM 100, 110 or HS* MAT 015 or 020*</p> <p>BIO 115 BIO 121 ENG 101 ENG 102 HLH 110 MAT 153 or 180 or 181 or 185 PSY 121 SOC 111 or 213</p>	<p><u>HIM</u> <u>Health Information Management</u></p> <p>GPA = 2.3 SEATS = 10 to 18 BIO 120* CHM 100, 110 or HS* MAT 015 or 020*</p> <p>BIO 100 BIO 108 BIO 121 BIO 130 CIS 107 ENG 101 ENG 102 MAT 135 or 153 or 255 PSY 121 SOC 213</p>	<p><u>HTT</u> <u>Histotechnician</u></p> <p>GPA = 2.5 SEATS = 6 BIO 120* CHM 110 or 150 and 151* MAT 015 or 020*</p> <p>BIO 100 BIO 121 BIO 125 CHM 111 CIS 107 ENG 101 ENG 102 MAT 153 or 180 or 181 PSY 121 SOC 213</p>	<p><u>MEA</u> <u>Medical Assistant</u></p> <p>GPA = 2.3 SEATS = 18 BIO 110 or 120* MAT 015 or 020* BIO 100</p> <p>BIO 110 or 121 (based on * course completed above) CIS 107 COM 111 ENG 101 ENG 102 MAT 145 or 155 or 153 or 180 or 181 OAT 121 PSY 121 SOC 213</p>
<p><u>NMT</u> <u>Nuclear Medicine</u></p> <p>GPA = 2.5 SEATS = 8 BIO 100* BIO 120* CHM 110 or CHM 150 and 151* MAT 153*</p> <p>BIO 121 CHM 111 ENG 101 ENG 102 PSY 121 SOC 213</p>	<p><u>OTA Occupational Therapy Assistant</u></p> <p>GPA = 2.75 SEATS = 18 BIO 120* CHM 100, 110 or HS* MAT 015 or 020* PSY 121*</p> <p>BIO 100 BIO 121 ENG 101 ENG 102 MAT 135 or 255 PSY 127 PSY 223</p>	<p><u>PTA Physical Therapist Assistant</u></p> <p>GPA = 3.0 SEATS = 16 BIO 120* CHM 100, 110 or HS* MAT 153 or 180 or 181*</p> <p>BIO 100 BIO 121 ENG 101 ENG 102 PSY 121 SOC 213</p>	<p><u>RAD</u> <u>Radiologic Technology</u></p> <p>GPA = 3.0 SEATS = 20 BIO 120* CHM 110 or 150* MAT 153 or 180 or 181*</p> <p>BIO 100 BIO 121 ENG 101 ENG 102 PSY 121 SOC 213</p>	<p><u>RCT</u> <u>Respiratory Care</u></p> <p>GPA = 3.0 SEATS = 10 BIO 120* CHM 110 or CHM 150 and 151* MAT 153 or 180 or 181*</p> <p>BIO 121 ENG 101 ENG 102 PSY 121 SOC 213</p>	<p><u>COD DIPLOMA</u> <u>Medical Coding Studies</u></p> <p>GPA = 2.3 SEATS = 10 to 18 BIO 120* CHM 100, 110 or HS* MAT 015 or 020*</p> <p>BIO 100 BIO 108 BIO 121 BIO 130 CIS 107 ENG 101 MAT 135 or 153 or 255 SOC 213</p>

See reverse for more course substitution options

Courses, seat counts and GPA subject to change

COURSE SUBSTITUTION OPTIONS

COURSE REQUIRED		ACCEPTABLE SUBSTITUTE(S)
BIO 110		BIO 120 AND 121
ENG 101		RDG 120
ENG 102		ENG 121
MAT 015		MAT 020 OR 135 OR 140 OR 153 OR 155 OR 180 OR 181 OR 182 OR 185 OR 190 OR 251 OR 253 OR 261 OR 281
MAT 145		MAT 153 OR 155 OR 180 OR 181 OR 182 OR 185 OR 190 OR 251 OR 253 OR 261 OR 281
MAT 153		MAT 180 OR 181 OR 182 OR 185 OR 190 OR 251 OR 253 OR 261 OR 281